

**Overwhelming majority believes mask wearing, testing, contact tracing, cleaning/sanitizing, hand washing, clean air flow, and working remotely are important. (see charts 1a and 1b)**

- More than 90% believe EACH of the following is important in reducing personal risk (and more than two-thirds responded "***VERY important***" for those in bold italics):
  - ***Mask wearing of both students and employees***
  - ***Cleaning/sanitizing of workspaces***
  - ***Cleaning/sanitizing of bathrooms***
  - ***Clean air flow***
  - ***Access to hand washing facilities for the campus community***
  - ***Access to hand sanitizer for the campus community***
  - ***Contact Tracing***
  - ***Others working remotely***
  - ***Themselves working remotely***
  - ***COVID-19 testing of students***
  - COVID-19 testing of employees
  - Use of protective barriers around work areas
  - Staggered/rotated schedules

\*\*\*\*\*

**Majority concerned about NOT having the discretion to choose face-to-face or online teaching, NOT being allowed to work remotely, workload increase related to COVID-19, campus administrators refraining from sharing negative/worrisome information, and one or more stakeholder groups not being included in decision-making. (see charts 2a and 2b)**

- 70% are more than a little concerned about NOT being allowed to work remotely, and **48% are VERY concerned**
- 83% of Academics and 65% of Professionals are more than a little concerned about not having discretion to choose face-to-face or online teaching, and **64% of Academics and 34% of Professionals are VERY concerned**
- 86% of Academics and 66% of Professionals are more than a little concerned about one or more stakeholder groups not being included in decision-making, and **53% of Academics and 25% of Professionals are VERY concerned**
- 78% of Academics and 60% of Professionals are more than a little concerned about being unable to perform job adequately more than 6 feet from others, and **52% of Academics and 25% of Professionals are VERY concerned**
- 76% of Academics and 63% of Professionals are more than a little concerned about campus administrators refraining from sharing information because it is negative or worrisome, and **46% of Academics and 25% of Professionals are VERY concerned**
- 81% of Academics and 61% of Professionals are more than a little concerned about workload increase related to COVID-19, and **46% of Academics and 21% of Professionals are VERY concerned**

\*\*\*\*\*

**Many have concerns that the campus will fail to provide what is needed to decrease risk of COVID-19 transmission; and less than half believe that the campus will provide sufficient clean air flow or be able to sufficiently enforce safety policies and protocol. (see charts 3a and 3b)**

- 75% believe the campus will:
  - Provide sufficient hand washing/sanitizing access.
- Roughly just two-thirds believe the campus will:
  - Provide adequate levels of personal protective equipment
  - Support return to remote work should it be deemed necessary by healthcare experts
  - Provide adequate cleaning and disinfection of campus bathrooms and workspaces
- Just half believe the campus will:
  - Provide adequate contact tracing
- More than 40% do not know/disagree that the campus will:
  - Place appropriate restrictions on communal and high-traffic areas
  - Ensure sufficient isolation of COVID-19 positive cases
- More than half do not know/disagree that the campus will:
  - Provide sufficient clean air flow
- Roughly two-thirds do not know/disagree that the campus will:
  - Be able to sufficiently enforce COVID-19 safety policies and protocol.

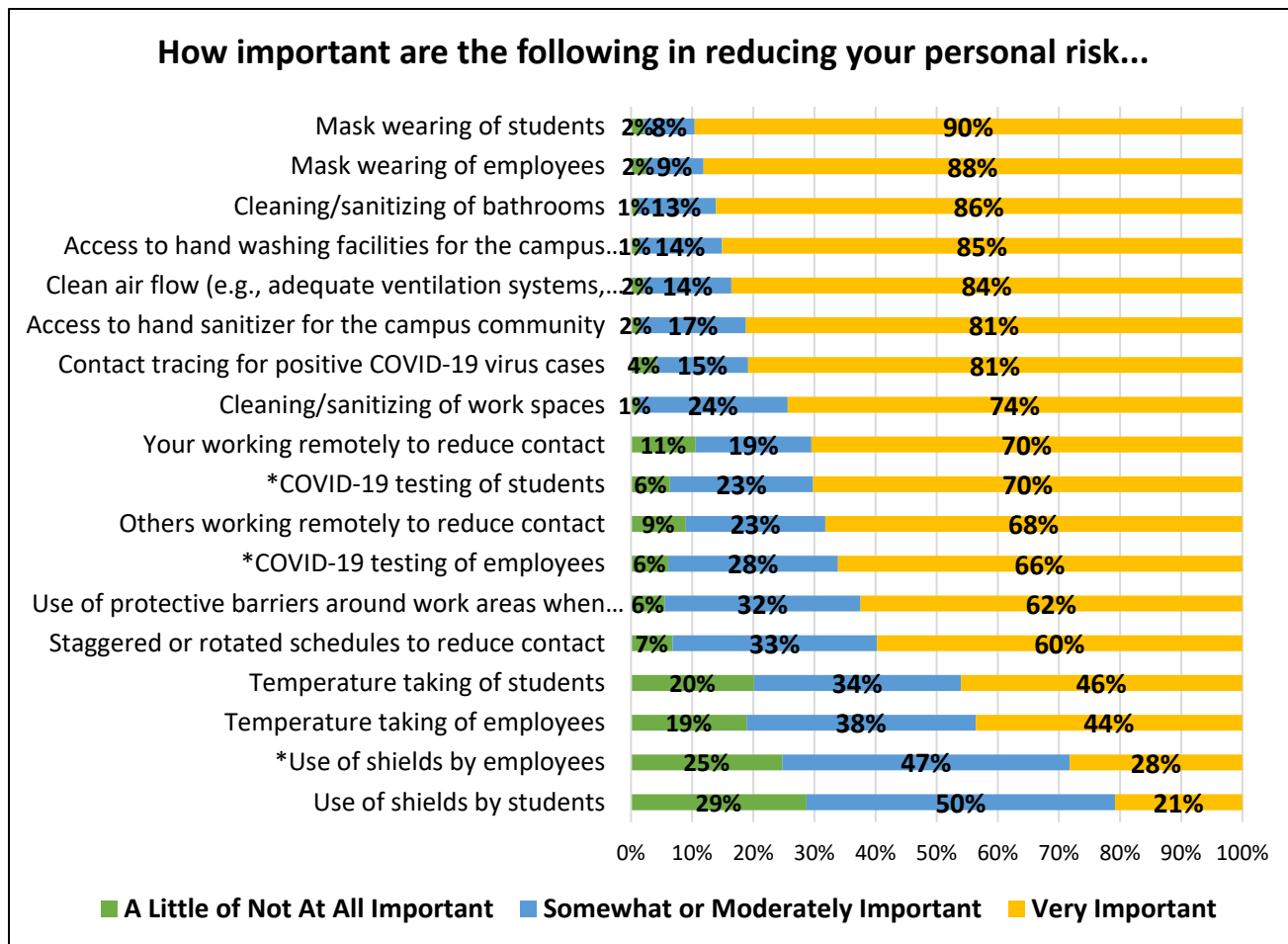
\*\*\*\*\*

**Less than half believe campus administrators will equitably distribute work related to reopening and COVID-19; less than half believe campus administrators are allowing participatory decision-making with all stakeholder groups; and only one in four believes the campus has a plan to support a surge in demand for campus-based healthcare facilities. (see charts 4a and 4b)**

- Roughly 4 in 10 do not know whether the campus has a plan to support a surge in demand for campus-based healthcare facilities to accommodate students who may become ill, and 3 in 10 do not believe the campus has a plan.
- More than half do not believe campus administrators are allowing participatory decision-making with all stakeholder groups; one-third do believe participatory decision-making is occurring (and 13% do not know).
- Roughly only 1 in 4 Academics and roughly half of Professionals believe that campus administrators will equitably distribute work related to reopening and COVID-19.
- Only 1 in 4 Academics and half of Professionals believe the campus will be supportive of employees with childcare conflicts as a result of COVID-19 school and childcare closures.
- Roughly just 1 in 3 Academics and 2 in 3 Professionals believe the campus administrators respect people's varied comfort levels with reopening.

\*\*\*\*\*

CHART 1a



\* Please note that chart 1b below shows questions for which Academics and Professionals have significantly different response patterns.

CHART 1b

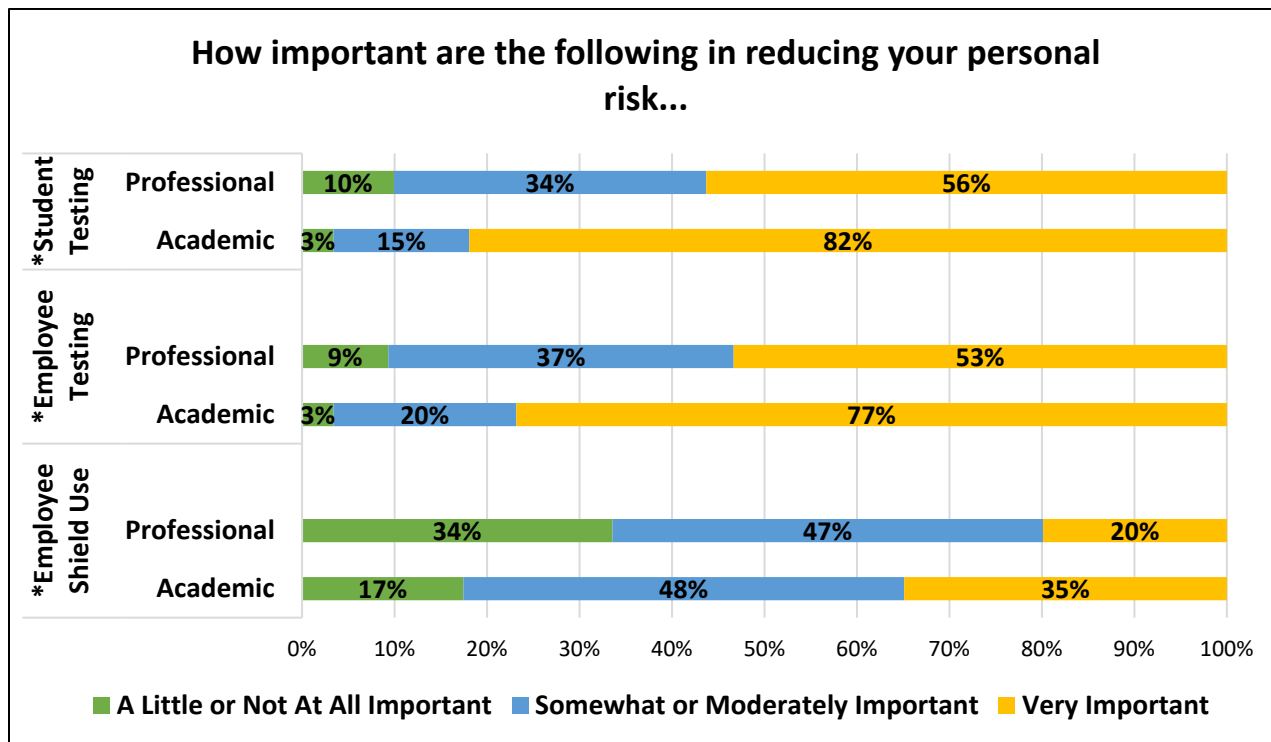
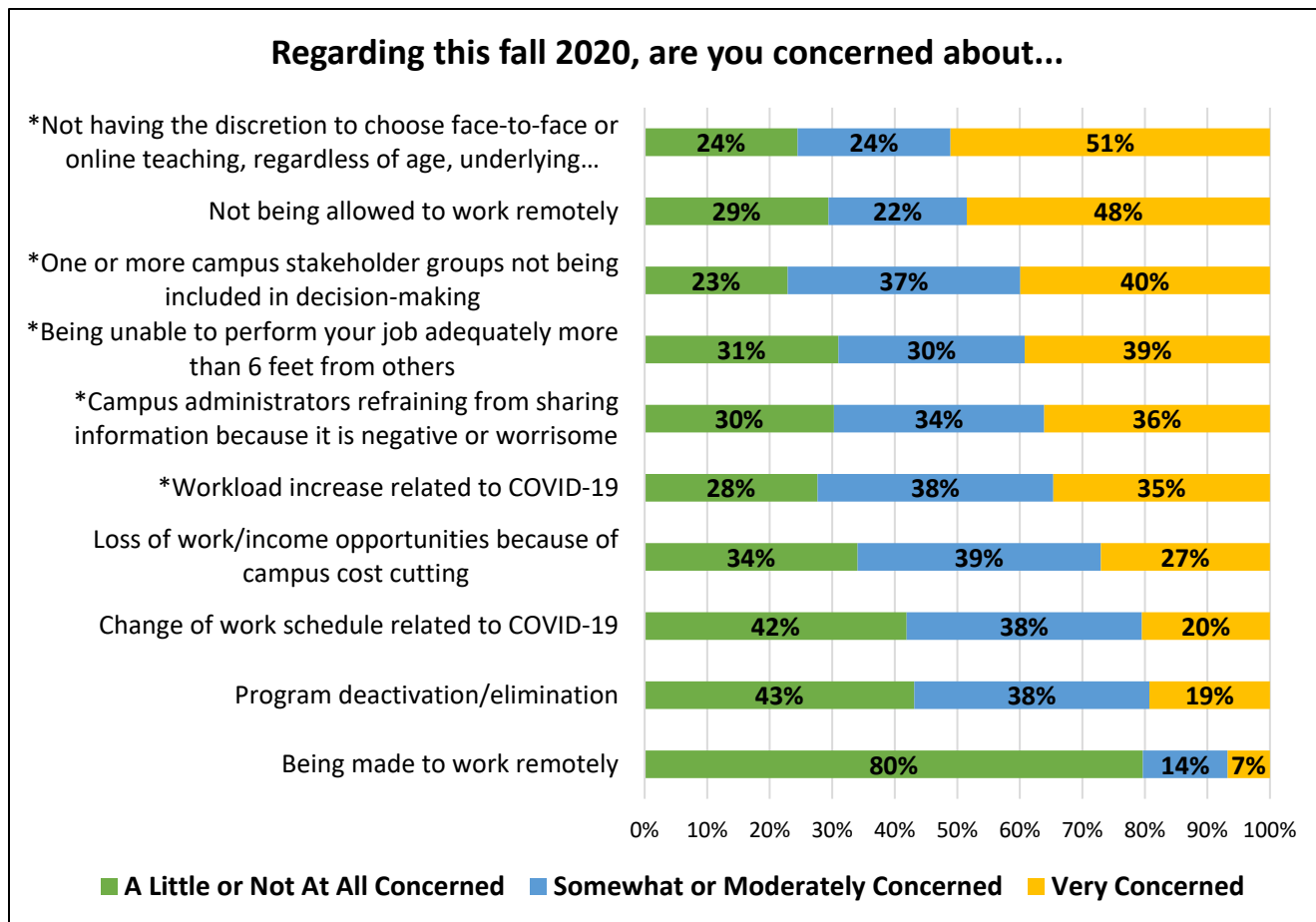
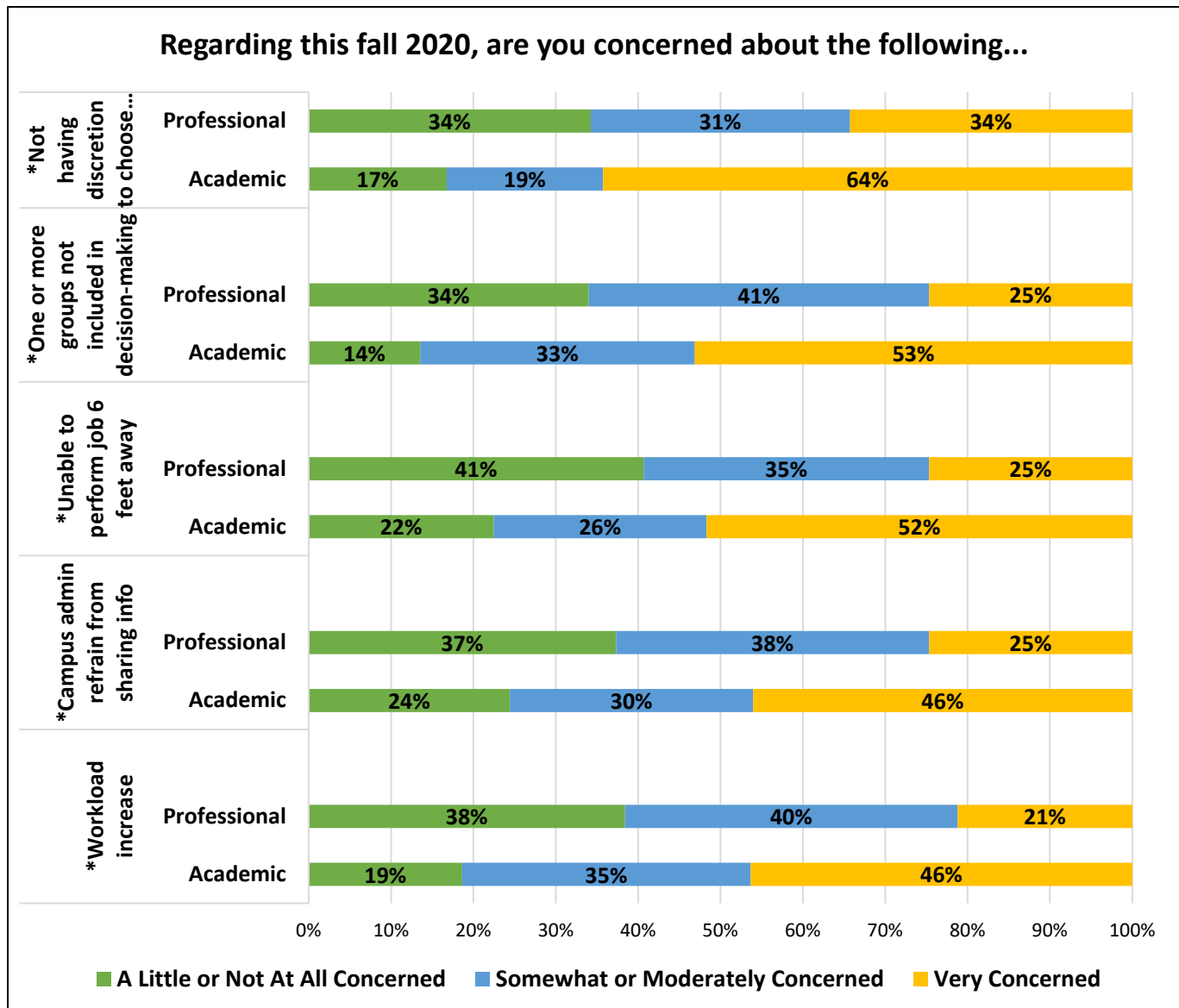


CHART 2a

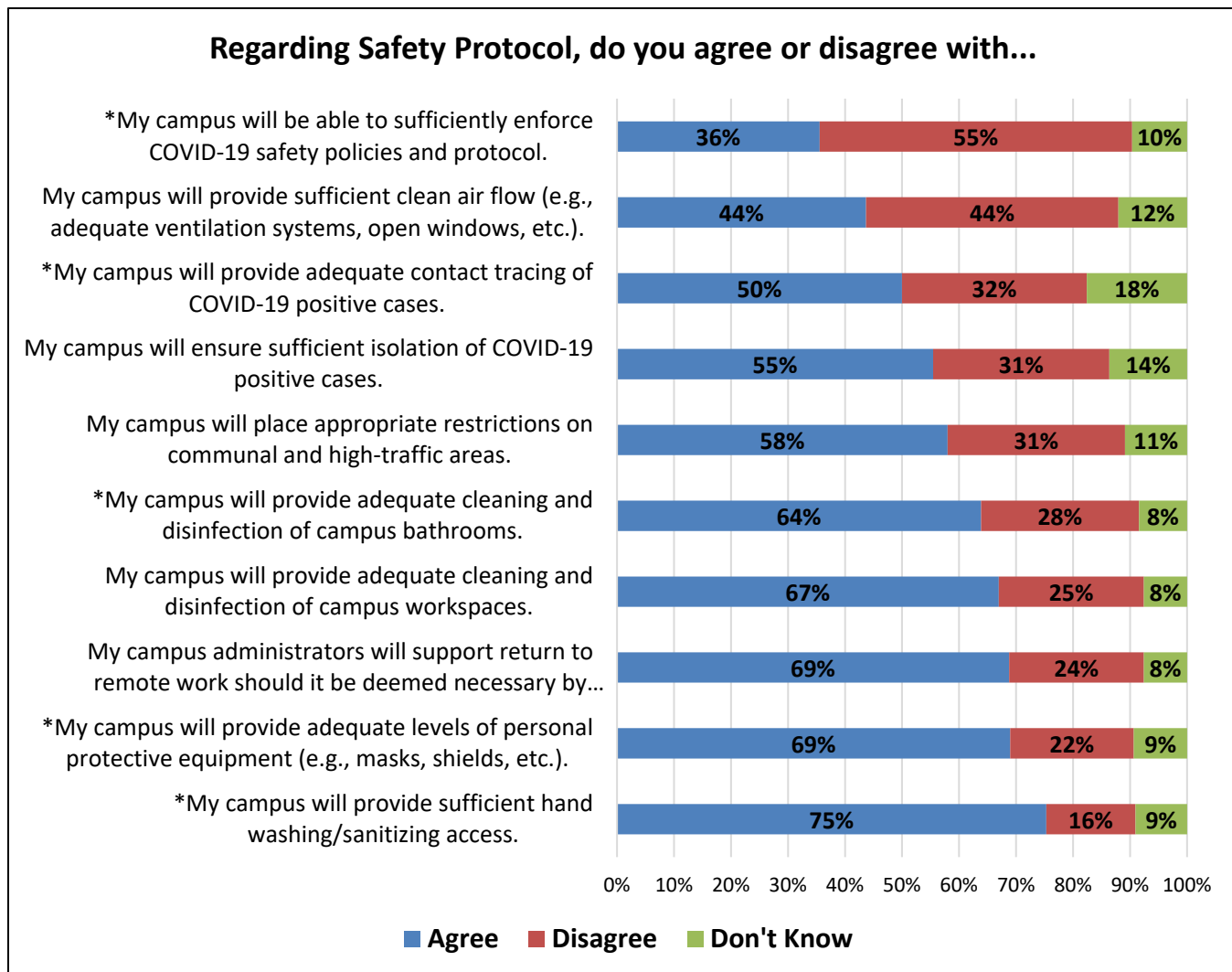


\*Please note that chart 2b below shows questions for which Academics and Professionals have significantly different response patterns.

CHART 2b



**CHART 3a**



\*Please note that shown below are questions for which Academics and Professionals have significantly different response patterns.

CHART 3b

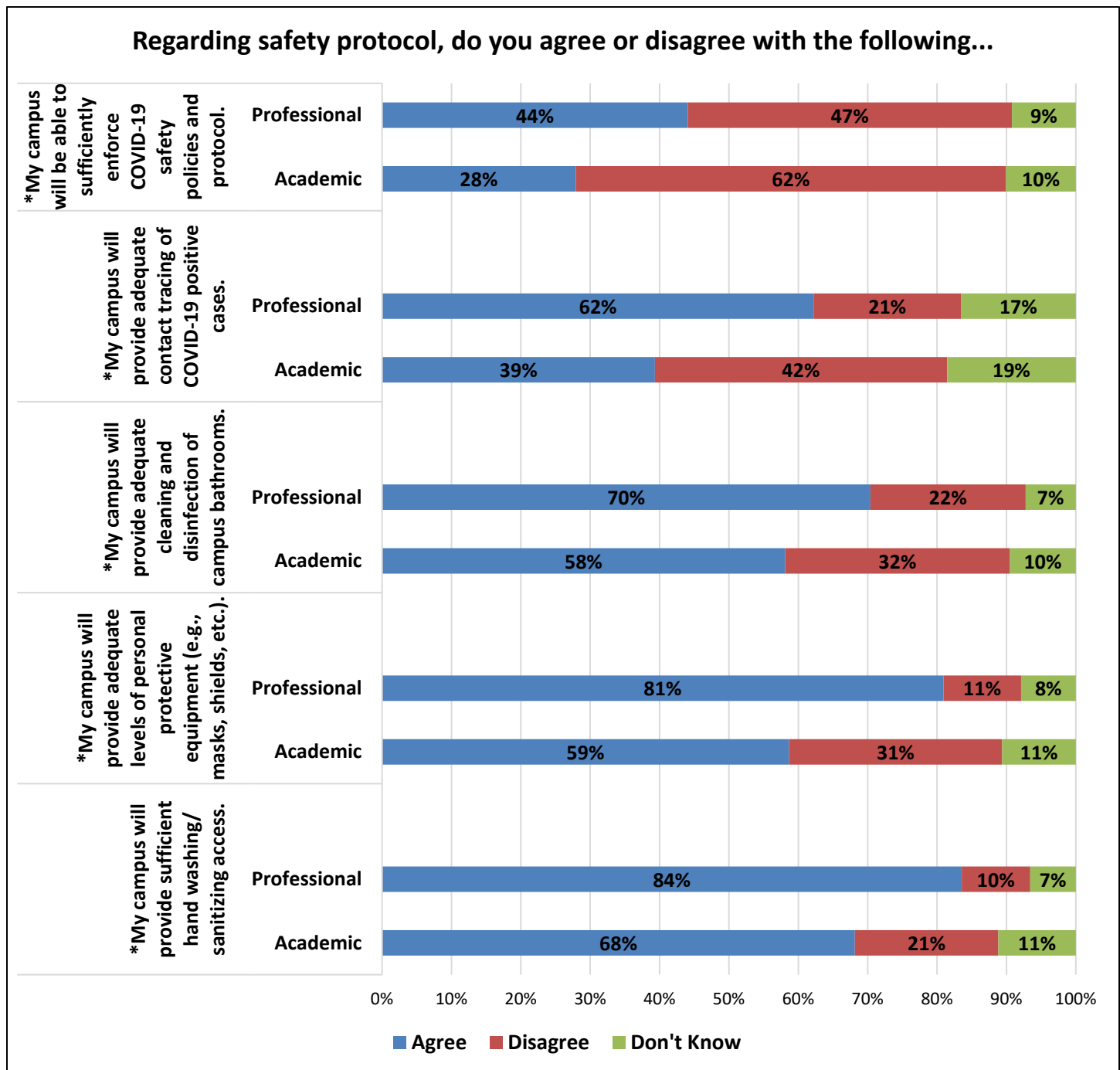
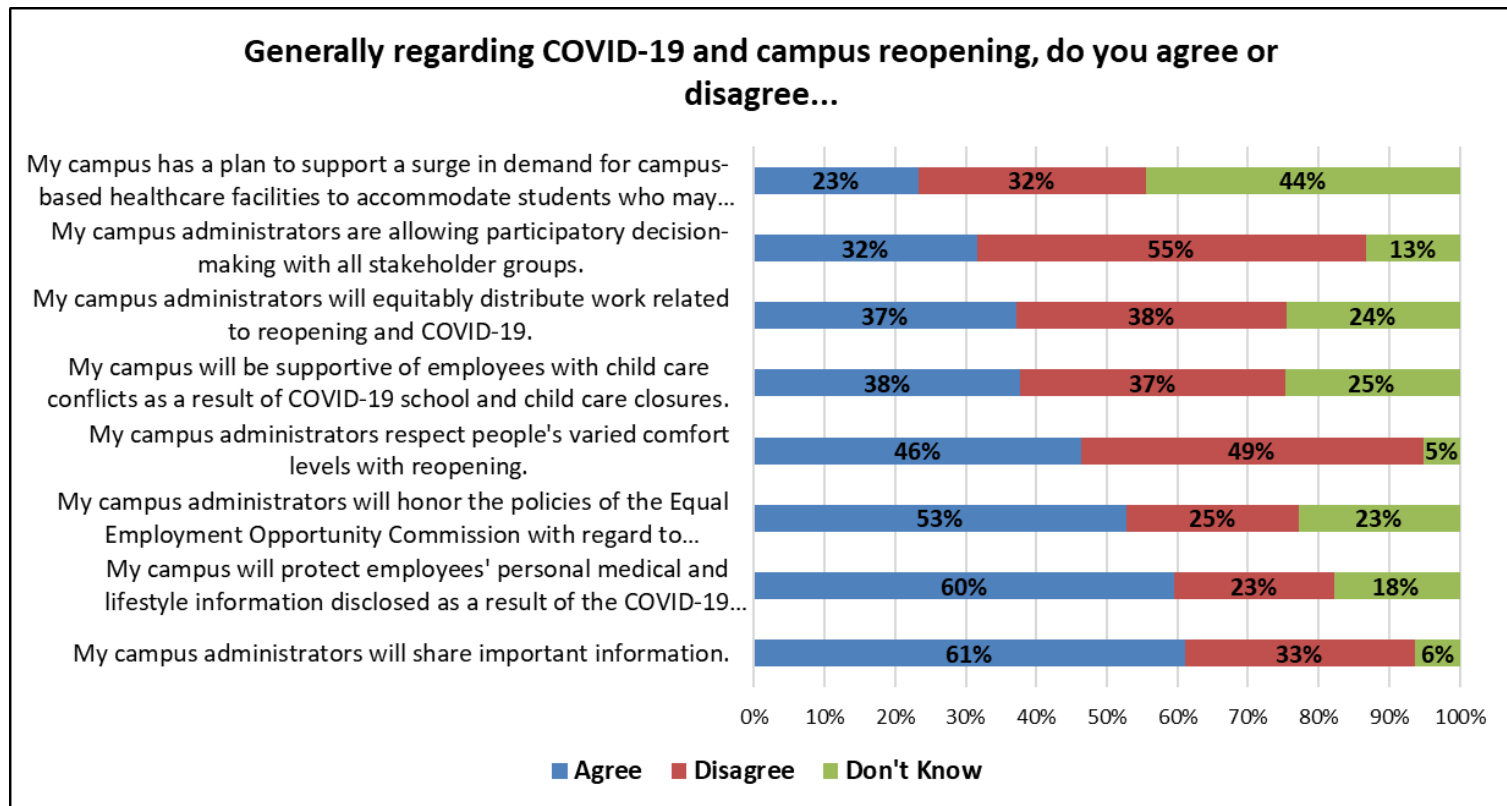


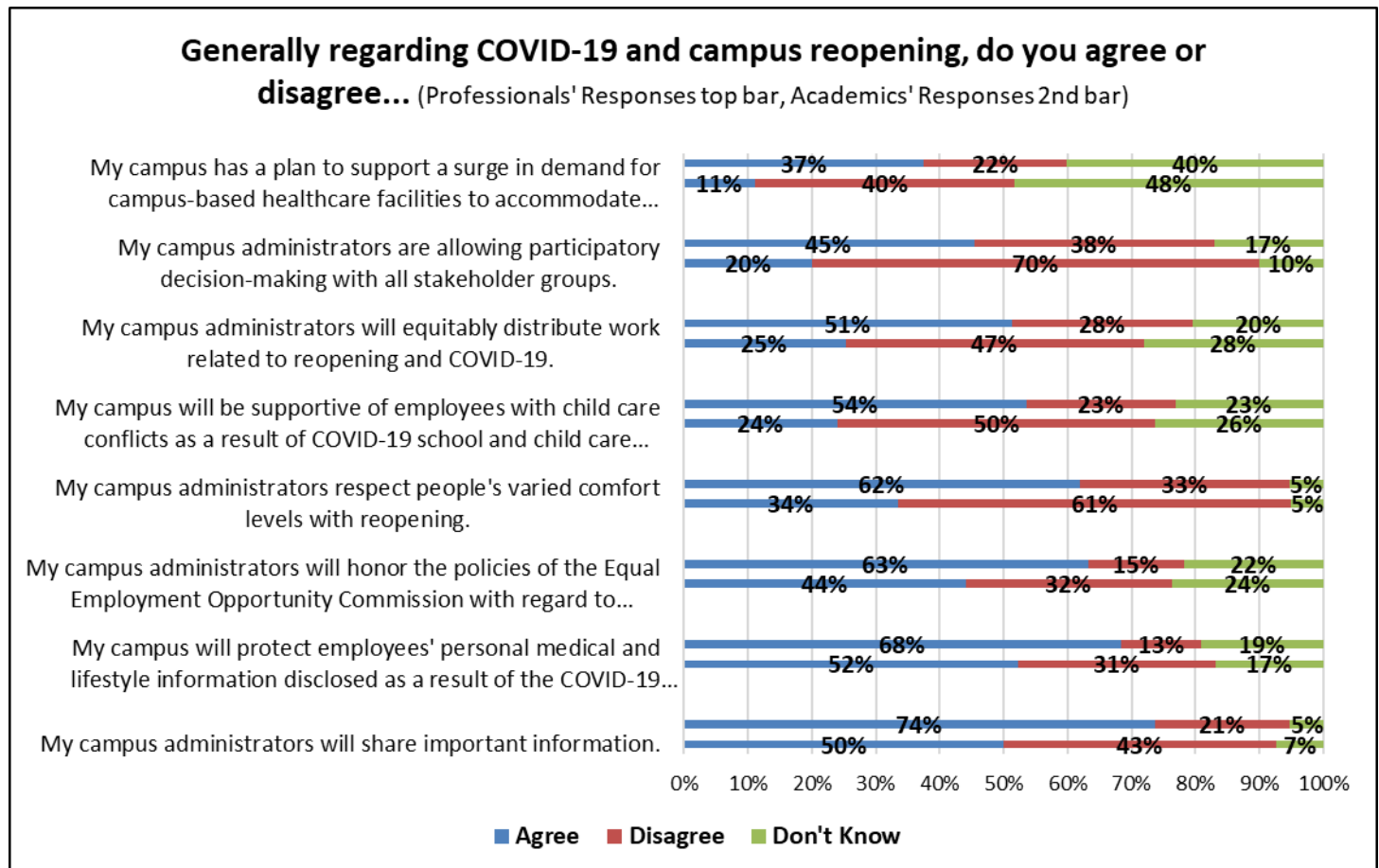


CHART 4a



Please note that ALL questions are broken out below showing Academics and Professionals different response patterns.

CHART 4b



# Q1 How important do you believe are the following in reducing your personal risk of contracting the COVID-19 virus?

Answered: 331 Skipped: 1

Temperature taking of students									
	NOT AT ALL IMPORTANT1	A LITTLE IMPORTANT2	SOMEWHAT IMPORTANT3	MODERATELY IMPORTANT4	VERY IMPORTANT5	N/A	TOTAL	WEIGHTED AVERAGE	
Q6: Academic	6% 11	12% 22	11% 20	19% 33	51% 90	1% 1	53% 177		3.96
Q6: Professional	8% 12	14% 21	17% 26	20% 31	40% 61	1% 1	46% 152		3.72
Temperature taking of employees									
	NOT AT ALL IMPORTANT1	A LITTLE IMPORTANT2	SOMEWHAT IMPORTANT3	MODERATELY IMPORTANT4	VERY IMPORTANT5	N/A	TOTAL	WEIGHTED AVERAGE	
Q6: Academic	6% 11	12% 21	12% 21	23% 40	47% 83	1% 1	53% 177		3.93
Q6: Professional	8% 12	12% 18	20% 31	20% 30	39% 60	1% 1	46% 152		3.72
COVID-19 testing of students									
	NOT AT ALL IMPORTANT1	A LITTLE IMPORTANT2	SOMEWHAT IMPORTANT3	MODERATELY IMPORTANT4	VERY IMPORTANT5	N/A	TOTAL	WEIGHTED AVERAGE	
Q6: Academic	1% 2	2% 4	5% 8	10% 18	82% 145	0% 0	53% 177		4.69
Q6: Professional	4% 6	6% 9	13% 19	21% 32	56% 85	1% 1	46% 152		4.20
COVID-19 testing of employees									
	NOT AT ALL IMPORTANT1	A LITTLE IMPORTANT2	SOMEWHAT IMPORTANT3	MODERATELY IMPORTANT4	VERY IMPORTANT5	N/A	TOTAL	WEIGHTED AVERAGE	
Q6: Academic	1% 2	2% 4	8% 15	11% 20	77% 136	0% 0	53% 177		4.60
Q6: Professional	6% 9	3% 5	15% 22	23% 34	53% 80	0% 0	45% 150		4.14
Contact tracing for positive COVID-19 virus cases									
	NOT AT ALL IMPORTANT1	A LITTLE IMPORTANT2	SOMEWHAT IMPORTANT3	MODERATELY IMPORTANT4	VERY IMPORTANT5	N/A	TOTAL	WEIGHTED AVERAGE	
Q6: Academic	2% 3	3% 5	3% 5	6% 10	87% 155	0% 0	54% 178		4.74
Q6: Professional	1% 2	3% 4	9% 13	14% 21	73% 110	0% 0	45% 150		4.55
Mask wearing of students									
	NOT AT ALL IMPORTANT1	A LITTLE IMPORTANT2	SOMEWHAT IMPORTANT3	MODERATELY IMPORTANT4	VERY IMPORTANT5	N/A	TOTAL	WEIGHTED AVERAGE	
Q6: Academic	1% 2	0% 0	1% 1	4% 8	94% 167	0% 0	54% 178		4.90
Q6: Professional	3% 4	1% 1	4% 6	8% 12	84% 125	0% 0	45% 148		4.71
Mask wearing of employees									
	NOT AT ALL IMPORTANT1	A LITTLE IMPORTANT2	SOMEWHAT IMPORTANT3	MODERATELY IMPORTANT4	VERY IMPORTANT5	N/A	TOTAL	WEIGHTED AVERAGE	
Q6: Academic	1% 2	0% 0	1% 2	6% 10	92% 164	0% 0	54% 178		4.88
Q6: Professional	3% 4	1% 2	4% 6	9% 13	83% 125	0% 0	45% 150		4.69

## UUP Cortland Members' Campus Reopening Survey

Access to hand sanitizer for the campus community									
	NOT AT ALL IMPORTANT1	A LITTLE IMPORTANT2	SOMEWHAT IMPORTANT3	MODERATELY IMPORTANT4	VERY IMPORTANT5	N/A	TOTAL	WEIGHTED AVERAGE	
Q6: Academic	1% 2	1% 1	5% 9	13% 24	80% 142	0% 0	54% 178		4.70
Q6: Professional	0% 0	1% 2	5% 8	11% 16	83% 125	0% 0	46% 151		4.75
Access to hand washing facilities for the campus community									
	NOT AT ALL IMPORTANT1	A LITTLE IMPORTANT2	SOMEWHAT IMPORTANT3	MODERATELY IMPORTANT4	VERY IMPORTANT5	N/A	TOTAL	WEIGHTED AVERAGE	
Q6: Academic	1% 1	0% 0	3% 6	11% 20	85% 150	0% 0	53% 177		4.80
Q6: Professional	0% 0	2% 3	3% 4	10% 15	85% 129	0% 0	46% 151		4.79
Use of shields by students									
	NOT AT ALL IMPORTANT1	A LITTLE IMPORTANT2	SOMEWHAT IMPORTANT3	MODERATELY IMPORTANT4	VERY IMPORTANT5	N/A	TOTAL	WEIGHTED AVERAGE	
Q6: Academic	8% 14	15% 26	25% 44	27% 47	23% 40	3% 6	53% 177		3.43
Q6: Professional	19% 28	15% 23	23% 34	23% 35	17% 25	3% 5	45% 150		3.04
Use of shields by employees									
	NOT AT ALL IMPORTANT1	A LITTLE IMPORTANT2	SOMEWHAT IMPORTANT3	MODERATELY IMPORTANT4	VERY IMPORTANT5	N/A	TOTAL	WEIGHTED AVERAGE	
Q6: Academic	7% 12	10% 18	22% 38	25% 44	34% 60	2% 4	53% 176		3.71
Q6: Professional	17% 25	16% 24	21% 32	24% 36	19% 29	3% 4	45% 150		3.14
Use of protective barriers around work areas when prolonged mask wearing is not always feasible (e.g., two-hour lectures, library or computer help desk, etc.)									
	NOT AT ALL IMPORTANT1	A LITTLE IMPORTANT2	SOMEWHAT IMPORTANT3	MODERATELY IMPORTANT4	VERY IMPORTANT5	N/A	TOTAL	WEIGHTED AVERAGE	
Q6: Academic	3% 5	2% 3	7% 12	24% 42	64% 113	1% 2	53% 177		4.46
Q6: Professional	5% 7	2% 3	13% 19	21% 31	59% 89	1% 1	45% 150		4.29
Clean air flow (e.g., adequate ventilation systems, open windows, etc.)									
	NOT AT ALL IMPORTANT1	A LITTLE IMPORTANT2	SOMEWHAT IMPORTANT3	MODERATELY IMPORTANT4	VERY IMPORTANT5	N/A	TOTAL	WEIGHTED AVERAGE	
Q6: Academic	1% 1	1% 1	3% 5	9% 16	86% 154	1% 2	54% 179		4.81
Q6: Professional	0% 0	3% 5	3% 5	14% 21	79% 120	0% 0	46% 151		4.70
Cleaning/sanitizing of work spaces									
	NOT AT ALL IMPORTANT1	A LITTLE IMPORTANT2	SOMEWHAT IMPORTANT3	MODERATELY IMPORTANT4	VERY IMPORTANT5	N/A	TOTAL	WEIGHTED AVERAGE	
Q6: Academic	1% 1	1% 2	6% 10	16% 29	76% 135	1% 1	54% 178		4.67
Q6: Professional	0% 0	1% 1	5% 8	22% 33	72% 108	0% 0	45% 150		4.65
Cleaning/sanitizing of bathrooms									
	NOT AT ALL IMPORTANT1	A LITTLE IMPORTANT2	SOMEWHAT IMPORTANT3	MODERATELY IMPORTANT4	VERY IMPORTANT5	N/A	TOTAL	WEIGHTED AVERAGE	
Q6: Academic	1% 2	1% 1	3% 6	9% 16	86% 149	0% 0	53% 174		4.78
Q6: Professional	0% 0	0% 0	3% 5	10% 15	85% 129	1% 2	46% 151		4.83

## UUP Cortland Members' Campus Reopening Survey

Staggered or rotated schedules to reduce contact								
	NOT AT ALL IMPORTANT1	A LITTLE IMPORTANT2	SOMEWHAT IMPORTANT3	MODERATELY IMPORTANT4	VERY IMPORTANT5	N/A	TOTAL	WEIGHTED AVERAGE
Q6: Academic	2% 4	4% 8	13% 24	22% 39	56% 99	2% 4	54% 178	4.27
Q6: Professional	4% 6	3% 4	7% 10	23% 35	62% 93	1% 2	45% 150	4.39
Your working remotely to reduce contact								
	NOT AT ALL IMPORTANT1	A LITTLE IMPORTANT2	SOMEWHAT IMPORTANT3	MODERATELY IMPORTANT4	VERY IMPORTANT5	N/A	TOTAL	WEIGHTED AVERAGE
Q6: Academic	7% 12	4% 8	5% 9	11% 19	72% 128	2% 3	54% 179	4.38
Q6: Professional	6% 9	3% 5	7% 11	15% 22	65% 98	4% 6	46% 151	4.34
Others working remotely to reduce contact								
	NOT AT ALL IMPORTANT1	A LITTLE IMPORTANT2	SOMEWHAT IMPORTANT3	MODERATELY IMPORTANT4	VERY IMPORTANT5	N/A	TOTAL	WEIGHTED AVERAGE
Q6: Academic	3% 6	6% 10	6% 11	13% 24	70% 125	2% 3	54% 179	4.43
Q6: Professional	6% 9	3% 4	9% 13	17% 26	63% 95	3% 4	46% 151	4.32
	Q6: ACADEMIC		Q6: PROFESSIONAL				TOTAL	
Other (please specify)	0		0				0	0

## Q2 Regarding this fall 2020, are you concerned about the following...

Answered: 330   Skipped: 2

Being unable to perform your job adequately more than 6 feet from others							
	NOT AT ALL CONCERNED1	A LITTLE CONCERNED2	SOMEWHAT CONCERNED3	MODERATELY CONCERNED4	VERY CONCERNED5	TOTAL	WEIGHTED AVERAGE
Q6: Academic	8% 14	15% 26	14% 25	12% 21	52% 92	54% 178	3.85
Q6: Professional	27% 40	14% 21	17% 25	18% 27	25% 37	45% 150	3.00
Not being allowed to work remotely							
	NOT AT ALL CONCERNED1	A LITTLE CONCERNED2	SOMEWHAT CONCERNED3	MODERATELY CONCERNED4	VERY CONCERNED5	TOTAL	WEIGHTED AVERAGE
Q6: Academic	17% 31	7% 13	7% 13	13% 23	55% 99	54% 179	3.82
Q6: Professional	27% 40	9% 13	13% 19	12% 18	40% 60	45% 150	3.30
Being made to work remotely							
	NOT AT ALL CONCERNED1	A LITTLE CONCERNED2	SOMEWHAT CONCERNED3	MODERATELY CONCERNED4	VERY CONCERNED5	TOTAL	WEIGHTED AVERAGE
Q6: Academic	63% 110	15% 27	7% 13	5% 8	10% 18	53% 176	1.85
Q6: Professional	73% 108	9% 13	9% 13	7% 10	3% 4	45% 148	1.57

## UUP Cortland Members' Campus Reopening Survey

Not having the discretion to choose face-to-face or online teaching, regardless of age, underlying conditions, or care responsibilities								
	NOT AT ALL CONCERNED1	A LITTLE CONCERNED2	SOMEWHAT CONCERNED3	MODERATELY CONCERNED4	VERY CONCERNED5	TOTAL	WEIGHTED AVERAGE	
Q6: Academic	12% 21	5% 9	8% 15	11% 19	64% 115	54% 179		4.11
Q6: Professional	27% 38	8% 11	15% 21	17% 24	34% 49	43% 143		3.24
Workload increase related to COVID-19								
	NOT AT ALL CONCERNED1	A LITTLE CONCERNED2	SOMEWHAT CONCERNED3	MODERATELY CONCERNED4	VERY CONCERNED5	TOTAL	WEIGHTED AVERAGE	
Q6: Academic	11% 20	7% 13	14% 24	21% 38	46% 82	54% 177		3.84
Q6: Professional	19% 28	20% 30	17% 26	23% 35	21% 32	46% 151		3.09
Change of work schedule related to COVID-19								
	NOT AT ALL CONCERNED1	A LITTLE CONCERNED2	SOMEWHAT CONCERNED3	MODERATELY CONCERNED4	VERY CONCERNED5	TOTAL	WEIGHTED AVERAGE	
Q6: Academic	21% 37	14% 24	19% 33	20% 35	26% 46	53% 175		3.17
Q6: Professional	31% 47	19% 29	17% 25	19% 29	14% 21	46% 151		2.66
Loss of work/income opportunities because of campus cost cutting								
	NOT AT ALL CONCERNED1	A LITTLE CONCERNED2	SOMEWHAT CONCERNED3	MODERATELY CONCERNED4	VERY CONCERNED5	TOTAL	WEIGHTED AVERAGE	
Q6: Academic	19% 34	18% 32	20% 36	16% 29	26% 46	54% 177		3.12
Q6: Professional	14% 21	16% 24	21% 32	21% 31	28% 43	46% 151		3.34
Program deactivation/elimination								
	NOT AT ALL CONCERNED1	A LITTLE CONCERNED2	SOMEWHAT CONCERNED3	MODERATELY CONCERNED4	VERY CONCERNED5	TOTAL	WEIGHTED AVERAGE	
Q6: Academic	25% 44	21% 37	21% 38	15% 27	18% 32	54% 178		2.81
Q6: Professional	23% 34	18% 26	22% 32	17% 25	21% 31	45% 148		2.95
Campus administrators refraining from sharing information because it is negative or worrisome								
	NOT AT ALL CONCERNED1	A LITTLE CONCERNED2	SOMEWHAT CONCERNED3	MODERATELY CONCERNED4	VERY CONCERNED5	TOTAL	WEIGHTED AVERAGE	
Q6: Academic	11% 20	13% 23	11% 20	18% 32	46% 81	53% 176		3.74
Q6: Professional	21% 32	16% 24	21% 32	17% 25	25% 37	45% 150		3.07
One or more campus stakeholder groups not being included in decision-making								
	NOT AT ALL CONCERNED1	A LITTLE CONCERNED2	SOMEWHAT CONCERNED3	MODERATELY CONCERNED4	VERY CONCERNED5	TOTAL	WEIGHTED AVERAGE	
Q6: Academic	5% 9	8% 15	13% 23	20% 36	53% 94	54% 177		4.08
Q6: Professional	17% 26	17% 25	23% 35	18% 27	25% 37	45% 150		3.16
	Q6: ACADEMIC			Q6: PROFESSIONAL			TOTAL	
Other (please specify)	0			0			0	

Q3 Regarding safety protocol, to what extent do you agree or disagree with the following...

Answered: 331 Skipped: 1

## UUP Cortland Members' Campus Reopening Survey

My campus administrators will support return to remote work should it be deemed necessary by health experts.									
	STRONGLY AGREE1	MODERATELY AGREE2	SLIGHTLY AGREE3	SLIGHTLY DISAGREE4	MODERATELY DISAGREE5	STRONGLY DISAGREE6	DON'T KNOW	TOTAL	WEIGHTED AVERAGE
Q6: Academic	24% 43	24% 42	13% 23	9% 16	11% 19	10% 17	10% 17	53% 177	2.86
Q6: Professional	39% 60	23% 35	15% 23	8% 12	5% 8	4% 6	5% 8	46% 152	2.24
My campus will provide adequate levels of personal protective equipment (e.g., masks, shields, etc.).									
	STRONGLY AGREE1	MODERATELY AGREE2	SLIGHTLY AGREE3	SLIGHTLY DISAGREE4	MODERATELY DISAGREE5	STRONGLY DISAGREE6	DON'T KNOW	TOTAL	WEIGHTED AVERAGE
Q6: Academic	13% 23	26% 46	20% 36	9% 16	11% 20	11% 19	11% 19	54% 179	3.13
Q6: Professional	26% 40	36% 55	18% 28	5% 8	3% 4	3% 5	8% 12	46% 152	2.26
My campus will provide sufficient hand washing/sanitizing access.									
	STRONGLY AGREE1	MODERATELY AGREE2	SLIGHTLY AGREE3	SLIGHTLY DISAGREE4	MODERATELY DISAGREE5	STRONGLY DISAGREE6	DON'T KNOW	TOTAL	WEIGHTED AVERAGE
Q6: Academic	24% 43	28% 50	16% 29	6% 11	7% 13	7% 13	11% 20	54% 179	2.62
Q6: Professional	34% 51	35% 53	15% 23	3% 4	5% 7	3% 4	7% 10	46% 152	2.12
My campus will provide sufficient clean air flow (e.g., adequate ventilation systems, open windows, etc.).									
	STRONGLY AGREE1	MODERATELY AGREE2	SLIGHTLY AGREE3	SLIGHTLY DISAGREE4	MODERATELY DISAGREE5	STRONGLY DISAGREE6	DON'T KNOW	TOTAL	WEIGHTED AVERAGE
Q6: Academic	6% 11	13% 23	18% 32	16% 28	12% 21	22% 40	13% 24	54% 179	3.94
Q6: Professional	13% 19	18% 27	21% 32	15% 23	11% 17	12% 18	11% 16	46% 152	3.34
My campus will provide adequate cleaning and disinfection of campus workspaces.									
	STRONGLY AGREE1	MODERATELY AGREE2	SLIGHTLY AGREE3	SLIGHTLY DISAGREE4	MODERATELY DISAGREE5	STRONGLY DISAGREE6	DON'T KNOW	TOTAL	WEIGHTED AVERAGE
Q6: Academic	15% 27	26% 47	19% 33	12% 21	6% 11	13% 24	8% 15	54% 178	3.09
Q6: Professional	25% 37	28% 43	22% 33	7% 11	5% 8	6% 9	7% 10	46% 151	2.55
My campus will provide adequate cleaning and disinfection of campus bathrooms.									
	STRONGLY AGREE1	MODERATELY AGREE2	SLIGHTLY AGREE3	SLIGHTLY DISAGREE4	MODERATELY DISAGREE5	STRONGLY DISAGREE6	DON'T KNOW	TOTAL	WEIGHTED AVERAGE
Q6: Academic	17% 31	23% 42	17% 31	11% 19	9% 16	13% 23	9% 17	54% 179	3.10
Q6: Professional	25% 38	30% 45	16% 24	7% 11	9% 13	7% 10	7% 11	46% 152	2.62
My campus will place appropriate restrictions on communal and high-traffic areas.									
	STRONGLY AGREE1	MODERATELY AGREE2	SLIGHTLY AGREE3	SLIGHTLY DISAGREE4	MODERATELY DISAGREE5	STRONGLY DISAGREE6	DON'T KNOW	TOTAL	WEIGHTED AVERAGE
Q6: Academic	11% 20	20% 35	19% 34	12% 22	12% 21	12% 22	13% 24	54% 178	3.36
Q6: Professional	25% 38	24% 36	18% 28	13% 19	9% 14	3% 5	8% 12	46% 152	2.64
My campus will provide adequate contact tracing of COVID-19 positive cases.									
	STRONGLY AGREE1	MODERATELY AGREE2	SLIGHTLY AGREE3	SLIGHTLY DISAGREE4	MODERATELY DISAGREE5	STRONGLY DISAGREE6	DON'T KNOW	TOTAL	WEIGHTED AVERAGE
Q6: Academic	8% 14	13% 24	18% 32	13% 24	12% 22	16% 29	19% 33	54% 178	3.71
Q6: Professional	19% 28	19% 29	25% 37	7% 10	5% 8	9% 14	17% 25	46% 151	2.87

## UUP Cortland Members' Campus Reopening Survey

My campus will ensure sufficient isolation of COVID-19 positive cases.									
	STRONGLY AGREE1	MODERATELY AGREE2	SLIGHTLY AGREE3	SLIGHTLY DISAGREE4	MODERATELY DISAGREE5	STRONGLY DISAGREE6	DON'T KNOW	TOTAL	WEIGHTED AVERAGE
Q6: Academic	11% 19	17% 30	18% 32	15% 26	8% 14	16% 29	16% 29	54% 179	3.49
Q6: Professional	28% 42	22% 33	17% 26	8% 12	7% 11	7% 10	11% 16	45% 150	2.60
My campus will be able to sufficiently enforce COVID-19 safety policies and protocol.									
	STRONGLY AGREE1	MODERATELY AGREE2	SLIGHTLY AGREE3	SLIGHTLY DISAGREE4	MODERATELY DISAGREE5	STRONGLY DISAGREE6	DON'T KNOW	TOTAL	WEIGHTED AVERAGE
Q6: Academic	3% 6	8% 14	17% 30	10% 18	15% 26	37% 67	10% 18	54% 179	4.52
Q6: Professional	13% 19	19% 29	13% 19	13% 19	13% 20	21% 32	9% 14	46% 152	3.64

### Q4 Generally regarding COVID-19 and campus reopening, to what extent do you agree or disagree with the following...

Answered: 331    Skipped: 1

My campus administrators respect people's varied comfort levels with reopening.									
	STRONGLY AGREE1	MODERATELY AGREE2	SLIGHTLY AGREE3	SLIGHTLY DISAGREE4	MODERATELY DISAGREE5	STRONGLY DISAGREE6	DON'T KNOW	TOTAL	WEIGHTED AVERAGE
Q6: Academic	8% 15	12% 21	13% 24	11% 20	13% 24	37% 66	5% 9	54% 179	4.26
Q6: Professional	18% 28	28% 42	16% 24	13% 19	9% 14	11% 17	5% 8	46% 152	3.00
My campus administrators are allowing participatory decision-making with all stakeholder groups.									
	STRONGLY AGREE1	MODERATELY AGREE2	SLIGHTLY AGREE3	SLIGHTLY DISAGREE4	MODERATELY DISAGREE5	STRONGLY DISAGREE6	DON'T KNOW	TOTAL	WEIGHTED AVERAGE
Q6: Academic	3% 6	7% 12	10% 18	9% 16	17% 31	44% 78	10% 18	54% 179	4.79
Q6: Professional	9% 14	20% 30	16% 25	14% 21	13% 20	11% 16	17% 26	46% 152	3.40
My campus has a plan to support a surge in demand for campus-based healthcare facilities to accommodate students who may become ill.									
	STRONGLY AGREE1	MODERATELY AGREE2	SLIGHTLY AGREE3	SLIGHTLY DISAGREE4	MODERATELY DISAGREE5	STRONGLY DISAGREE6	DON'T KNOW	TOTAL	WEIGHTED AVERAGE
Q6: Academic	1% 2	4% 7	6% 11	6% 11	16% 29	18% 32	48% 86	54% 178	4.67
Q6: Professional	8% 12	12% 18	18% 27	11% 16	7% 11	5% 7	40% 61	46% 152	3.19
My campus administrators will honor the policies of the Equal Employment Opportunity Commission with regard to reasonable workplace accommodations and COVID-19.									
	STRONGLY AGREE1	MODERATELY AGREE2	SLIGHTLY AGREE3	SLIGHTLY DISAGREE4	MODERATELY DISAGREE5	STRONGLY DISAGREE6	DON'T KNOW	TOTAL	WEIGHTED AVERAGE
Q6: Academic	15% 27	14% 25	15% 26	10% 18	10% 18	12% 21	24% 42	53% 177	3.28
Q6: Professional	23% 35	20% 30	20% 31	5% 7	6% 9	5% 7	22% 33	46% 152	2.55
My campus will protect employees' personal medical and lifestyle information disclosed as a result of the COVID-19 pandemic.									
	STRONGLY AGREE1	MODERATELY AGREE2	SLIGHTLY AGREE3	SLIGHTLY DISAGREE4	MODERATELY DISAGREE5	STRONGLY DISAGREE6	DON'T KNOW	TOTAL	WEIGHTED AVERAGE
Q6: Academic	23% 41	12% 21	17% 31	7% 13	8% 15	15% 27	17% 30	54% 178	3.14
Q6: Professional	24% 37	30% 46	14% 21	3% 5	4% 6	5% 8	19% 29	46% 152	2.36



## UUP Cortland Members' Campus Reopening Survey

My campus will be supportive of employees with child care conflicts as a result of COVID-19 school and child care closures.									
	STRONGLY AGREE1	MODERATELY AGREE2	SLIGHTLY AGREE3	SLIGHTLY DISAGREE4	MODERATELY DISAGREE5	STRONGLY DISAGREE6	DON'T KNOW	TOTAL	WEIGHTED AVERAGE
Q6: Academic	7% 12	9% 16	8% 15	10% 18	12% 22	27% 49	26% 47	54% 179	4.28
Q6: Professional	14% 21	26% 39	14% 21	11% 16	7% 11	5% 8	23% 35	46% 151	2.84
My campus administrators will equitably distribute work related to reopening and COVID-19.									
	STRONGLY AGREE1	MODERATELY AGREE2	SLIGHTLY AGREE3	SLIGHTLY DISAGREE4	MODERATELY DISAGREE5	STRONGLY DISAGREE6	DON'T KNOW	TOTAL	WEIGHTED AVERAGE
Q6: Academic	5% 9	10% 18	10% 18	11% 20	15% 26	21% 37	28% 50	54% 178	4.15
Q6: Professional	13% 20	22% 33	16% 25	11% 17	7% 11	10% 15	20% 31	46% 152	3.09
My campus administrators will share important information.									
	STRONGLY AGREE1	MODERATELY AGREE2	SLIGHTLY AGREE3	SLIGHTLY DISAGREE4	MODERATELY DISAGREE5	STRONGLY DISAGREE6	DON'T KNOW	TOTAL	WEIGHTED AVERAGE
Q6: Academic	12% 22	19% 33	19% 34	13% 24	13% 23	16% 29	7% 13	54% 178	3.48
Q6: Professional	30% 45	28% 43	16% 24	9% 14	5% 8	7% 10	5% 8	46% 152	2.49

### Q5 Is your SUNY employment generally full or part time?

Answered: 332   Skipped: 0

	FULL TIME	PART TIME	TOTAL
Q6: Academic	97% 173	3% 6	54% 179
Q6: Professional	97% 147	3% 5	46% 152
Total Respondents	320	11	332
	OTHER (PLEASE SPECIFY)		TOTAL
Q6: Academic		0	0
Q6: Professional		0	0

### Q6 Are you employed at SUNY as an academic or professional?

Answered: 332   Skipped: 0

	ACADEMIC	PROFESSIONAL	TOTAL
Q6: Academic	100% 180	0% 0	54% 180
Q6: Professional	0% 0	100% 152	46% 152
Total Respondents	180	152	332

### Q7 Is your SUNY position...

Answered: 329   Skipped: 3

## UUP Cortland Members' Campus Reopening Survey

	ON PERMANENT OR TENURE-TRACK	ALREADY PERMANENT OR TENURED	NOT PERMANENT OR TENURED AND NOT ON TRACK	RETIRED	OTHER (PLEASE SPECIFY)	TOTAL
Q6: Academic	43% 77	44% 78	12% 22	0% 0	1% 2	54% 179
Q6: Professional	41% 62	32% 48	21% 32	0% 0	5% 8	46% 150
Total Respondents	139	126	54	0	10	329

## Q8 How many years have you been employed at your SUNY campus?

Answered: 330    Skipped: 2

	FEWER THAN 10 YEARS	10-20 YEARS	MORE THAN 20 YEARS	TOTAL
Q6: Academic	61% 108	22% 39	17% 31	54% 178
Q6: Professional	57% 86	29% 44	14% 22	46% 152
Total Respondents	194	83	53	330